

EBOOK

# The Big Book of Experimentation

40+ proven use cases and case studies demonstrating how real businesses leveraged experimentation to gain greater insight and control over how they engage with customers, tailor their digital channels, and improve customer satisfaction.

## Contents

### **p3** Introduction

#### Industry-wise use cases and case studies:

<b>p4</b>	Ecommerce optimization
<b>p19</b>	Subscription & revenue growth
<b>p27</b>	Travel & hospitality
<b>p36</b>	Digital product optimization
<b>p43</b>	Not-for-profit
<b>p47</b>	Media & entertainment
<b>p52</b>	Retail & consumer goods
<b>p55</b>	Technology & SaaS
<b>p62</b>	Financial services

### **p65** Lessons learned and next steps

## Introduction

Welcome to Optimizely's 2024 Big Book of Experimentation! For years now, this comprehensive collection of real-world success stories has showcased how global brands are harnessing the power of experimentation, personalization, and data-driven decision-making.

Inside, you'll find a diverse cast of innovators — from e-commerce leaders to non-profit changemakers — all leveraging experimentation across industries to achieve remarkable business outcomes.

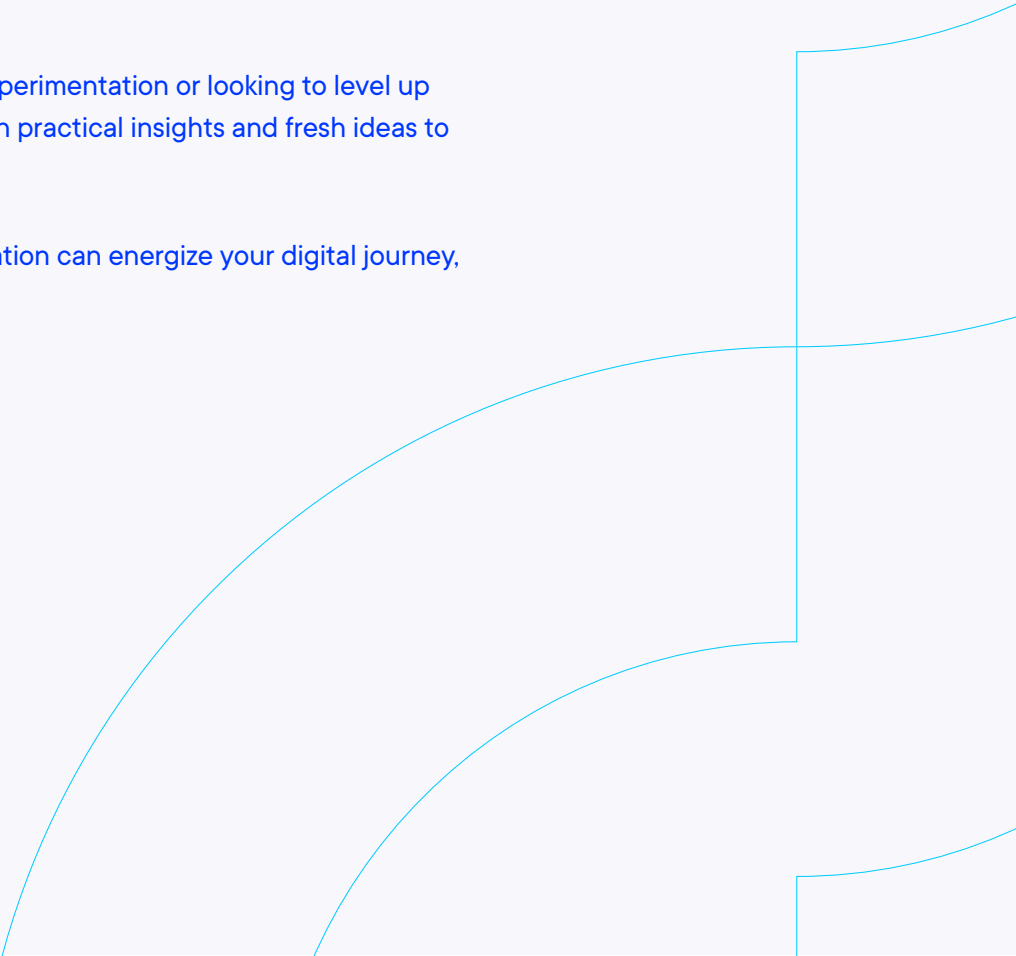
Read on to discover:

- How to skyrocket conversion rates
- How to accelerate product development and innovation
- Marketing strategies that are sharper than a samurai's sword

Each case study offers a window into real-world challenges, creative hypotheses, and eye-opening results. More importantly, they show how building a culture of experimentation can become your secret weapon for ongoing improvement and market leadership.

Whether you're taking your first steps in experimentation or looking to level up your program, these stories are packed with practical insights and fresh ideas to inspire your journey.

Let's dive in and discover how experimentation can energize your digital journey, one test at a time!

The bottom right corner of the page features several decorative teal lines. These include a large, sweeping curve that starts near the bottom center and arcs towards the right edge. Another curve is positioned below it, also moving towards the right. On the right side, there are two vertical lines that intersect with horizontal segments, creating a stepped or architectural appearance.

01

# Ecommerce optimization





# How Crate and Barrel used personalization to solve their multi-age audience dilemma

Crate&Barrel

## Experiment:

Develop a targeted personalization program

## Description:

One site with drastically different audiences. How could Crate & Barrel's kids' furniture site speak to both parents of newborns and teens as well as those buying for a tween or teen?

Traditional segmentation would have been a time-consuming nightmare.

## The solution?

Adaptive Audiences by Optimizely



Adaptive Audiences helps us to scale. Non-developers are trained on Optimizely and running campaigns on their own. It all leads to more tests and more experimentation heroes. And we are constantly sharing not just results, but the entirety of the process. That can fundamentally affect the short- and long-term success of any program.”

**Christine Garvey**

Senior Manager of Personalization and Optimization / Crate and Barrel

## Key results



20%

increase in homepage  
conversion rates

30%

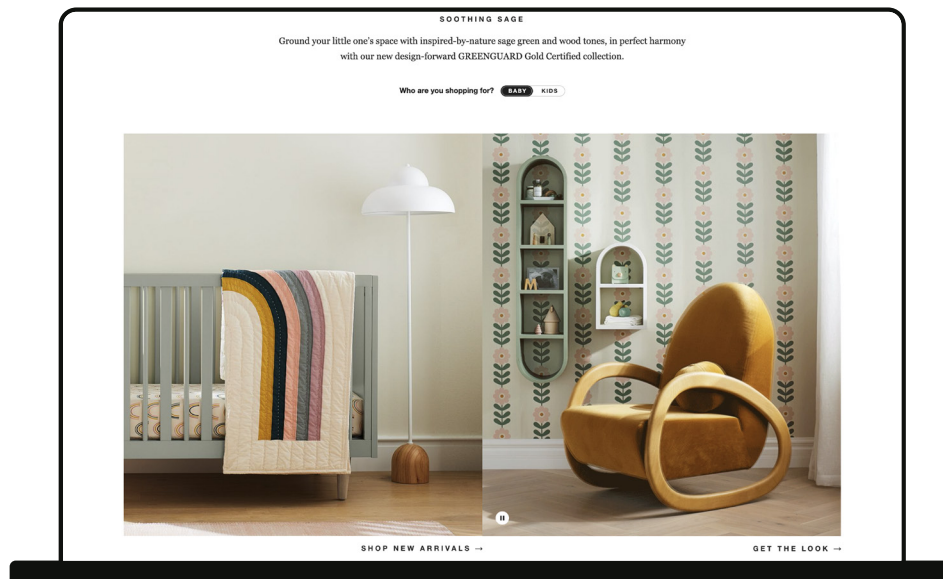
reduction in bounce rates

## THE STRATEGY

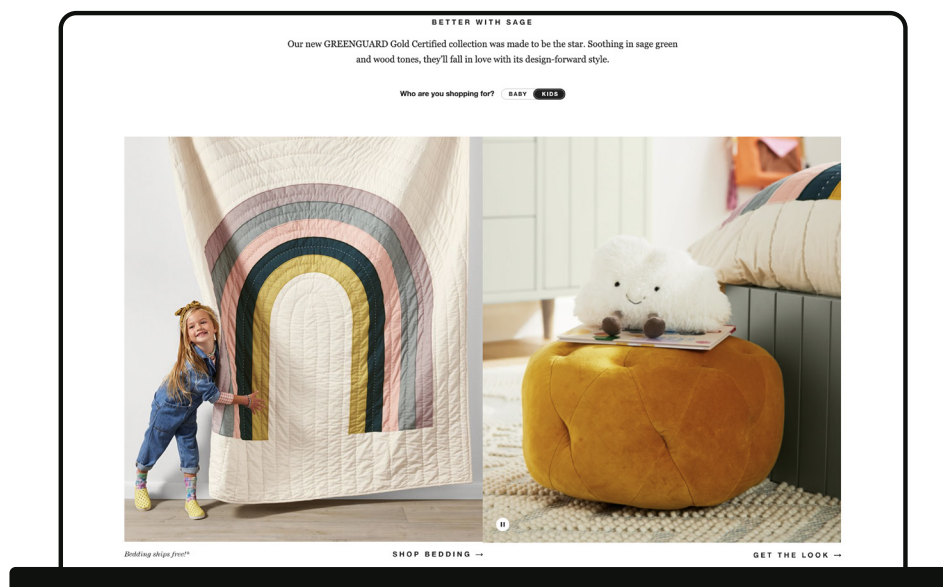
- Leverage AI-powered personalization
- Research baby-related keywords
- Launch an 'Always On' campaign with tailored content

## THE RESULTS

- Bounce rates nosedived
- Conversion rates skyrocketed by 20%+
- Revenue per visitor saw double-digit growth



A toggle switch allows customers to browse between baby and kids products, without having to navigate to another page altogether.



# Farfetch revolutionized luxury e-commerce through a culture of experimentation

## Experiment:

Optimize digital ad viewability

## Description:

Connecting global consumers with luxury brands is complex. Farfetch wanted to create a unified platform that outpaces competitors and enhances customer experience at scale.

However, traditional approaches lacked the agility needed in the fast-paced world of e-commerce.

## The solution?

Building a culture experimentation culture

# FARFETCH

## Key results

Experimentation community has more than doubled from 80 people to close to

170

20–50

experiments run each month

## THE STRATEGY

- Established a Test and Learn center of excellence
- Developed an experimentation kit for new employees
- Implemented server-side testing for rapid iteration
- Integrated Optimizely to extend experimentation capacity

## THE RESULTS

- Fully utilized organizational talent
- Enhanced customer experience globally
- Improved business results through data-driven decisions
- Accelerated 'winning' ideas based on real-time customer feedback



In short, we fail fast and learn faster. Experimentation is not all about winning, it helps you quickly identify what does not work, and this is an incredibly powerful loss prevention tool. By accelerating insights, you make better decisions, including where you should focus your product development efforts.”

**Luis Trindale**  
Principal Product Manager / FARFETCH

# The Vintage Bar transformed from a local startup to a global marketplace

## THE VINTAGE BAR

### Experiment:

Run data-driven personalized digital experiences

### Description:

The Vintage Bar wanted to replicate its customized in-person experience for a global digital audience.

However, static product listings wouldn't cut it as transitioning from a showroom to an online marketplace is challenging.

### The solution?

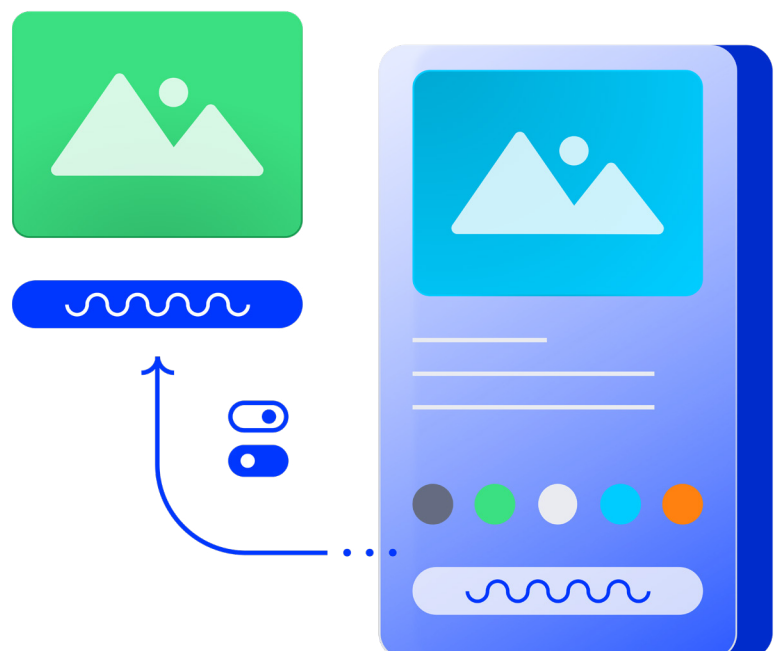
Optimizely Web Experimentation + Segment customer data platform

## THE STRATEGY

- Combined first-party data insights with experimentation culture
- Tested hypotheses using customer data
- Personalized digital experiences
- Encouraged company-wide ideation and testing

## THE RESULTS

- Increased revenue through personalized experiences
- Faster time-to-market for new features
- Cultivated a data-driven, experimental company culture







There is so much bias in what you think will work and you really need to test it to see if it increases value or increases revenue for the business. One of my contacts at Optimizely told me, don't think about winning all the time; think about losing, because there are so many learnings around losing."

**Nikolaj Toxvaerd**  
CMO / The Vintage Bar



# George T Sanders uses experimentation as a pipeline to growth



## Experiment:

Creating the best possible customer experiences

## Description:

Balancing traditional customer service with modern digital expectations is challenging. GTS wanted to meet customer needs while achieving ambitious growth targets.

However, their existing systems couldn't provide the seamless online experience B2B customers increasingly demand.

## THE STRATEGY

- Launched ecommerce website under budget and ahead of schedule
- Developed an intuitive mobile app using Optimizely Commerce Mobile
- Incorporated customer feedback for continuous improvement
- Maintained focus on human interaction and strategic advice

## THE RESULTS

- Met customer demand for online purchasing options
- Increased operational efficiency by automating low-value tasks
- Freed sales team to focus on strategic customer support
- Achieved growth targets through an expanded digital presence

### Key results

100%+

increase in web traffic



Increased online sales  
and transactions

# Dakota Supply Group (DSG) transformed B2B sales with a digital-first approach



## Experiment:

Overhaul the entire digital customer experience to grow online sales

## Description:

Managing 65,000 products across eight industries is hard. DSG wanted to significantly increase online sales while delivering personalized experiences for a highly segmented customer base.

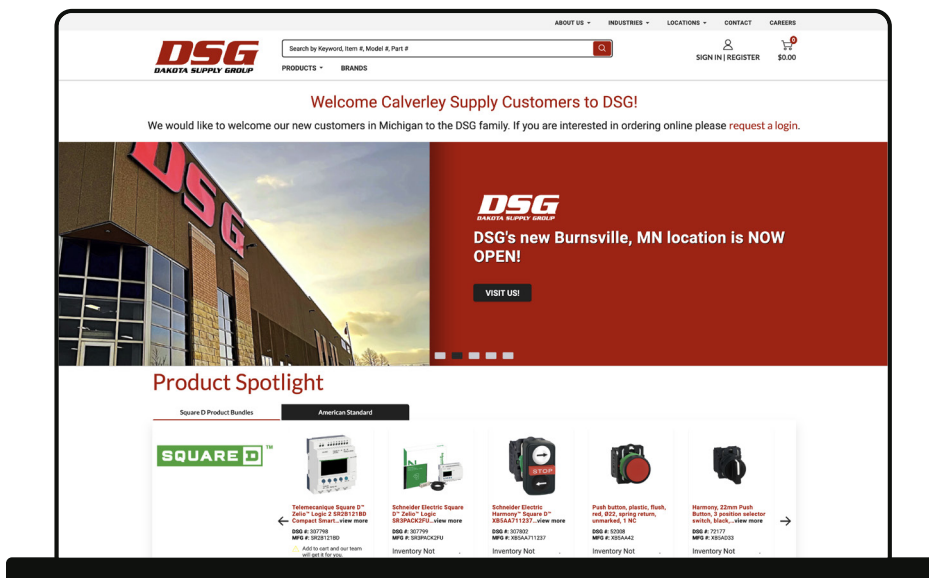
However, their existing ecommerce system was severely underperforming, limiting digital growth potential.

## Key results

**13x**  
growth in online sales

**4x**  
increase in orders

**+25%**  
line items per order





At DSG, there's nothing more important right now than digital acceleration. It's all about improving the customer experience. We want it to be faster, simpler and easier for our customers to interact with DSG. With Optimizely, all of that is possible."

**Todd Sisson**

Ecommerce Manager / Dakota Supply Group

## THE STRATEGY

- Developed targeted promotions and customer-specific pricing
- Enhanced product data management for improved content quality
- Optimized digital self-service features

## THE RESULTS

- Increased digitally engaged customers
- Improved ability to run targeted promotions
- Streamlined product data management from multiple sources



# quip increases average order conversion and improves customer life time value



## Experiment:

Control variations on product display pages

## Description:

quip, a leader in the oral healthcare industry, faced challenges in increasing testing velocity and fostering a company-wide culture of experimentation. The company needed a new solution to empower all teams to independently run tests and validate ideas without relying on the digital team.

One key focus was improving customer lifetime value (CLV) through their subscription business. quip tested adding a quantity selector for refills earlier in the checkout process on Product Detail Pages (PDP). Despite concerns about cluttering PDPs, this change led to significantly higher conversion rates, purchase units per transaction, and subscription units for brush head refills.

Overall, quip not only increased its testing capacity but also transformed its approach to product development and customer retention strategies.

## The solution?

Optimizely's full experimentation suite



Optimizely's experimentation platform is the complete solution for A/B testing and feature flagging. It satisfies both an engineering team that needs robust SDKs and APIs to build complex experiments, and non-technical users to create and view the results of their own experiments. It satisfies both ends of the spectrum and is the complete solution in my mind."

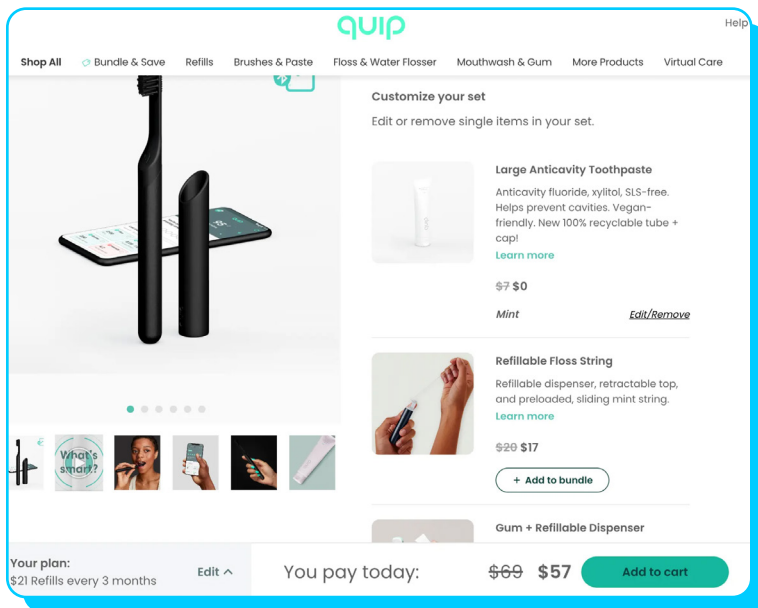
**Timothy P**  
Director of Digital Product / quip



## THE STRATEGY

- Implemented a holistic testing platform accessible to both technical and non-technical teams
- Utilized key features like Visual Editor and Stats Engine for efficient experiment setup and analysis
- Employed feature flags for safe mobile app releases
- Focused on improving customer lifetime value through subscription-based experiments

## Control

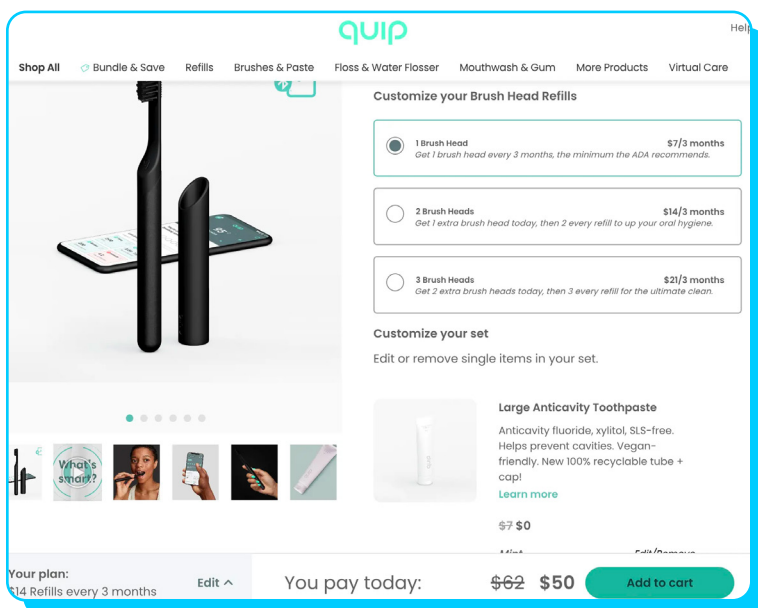


## Key results

60+  
experiments launched

40x  
faster to launch A/B tests with  
Optimizely Web and Feature  
Experimentation alone

## Test



4.7%  
increase in order conversion rates

# True Botanicals achieved \$2m ROI increase in 12 months

## Description:

True Botanicals, a luxury clean skincare brand, faced challenges in optimizing their e-commerce experience to drive growth. With a small team and limited resources, they needed an efficient way to test and implement changes that would improve conversion rates and customer engagement.

A key experiment focused on their product detail pages (PDPs). True Botanicals tested adding social proof elements, including customer reviews and before-and-after photos, directly on these pages. This simple change led to a significant boost in conversions, demonstrating the power of strategic experimentation in e-commerce optimization.

## The solution?

Optimizely Web Experimentation

## THE STRATEGY

- Focused on high-impact areas like product detail pages
- Used A/B testing to validate hypotheses about user behavior
- Leveraged social proof elements to increase customer trust and conversions



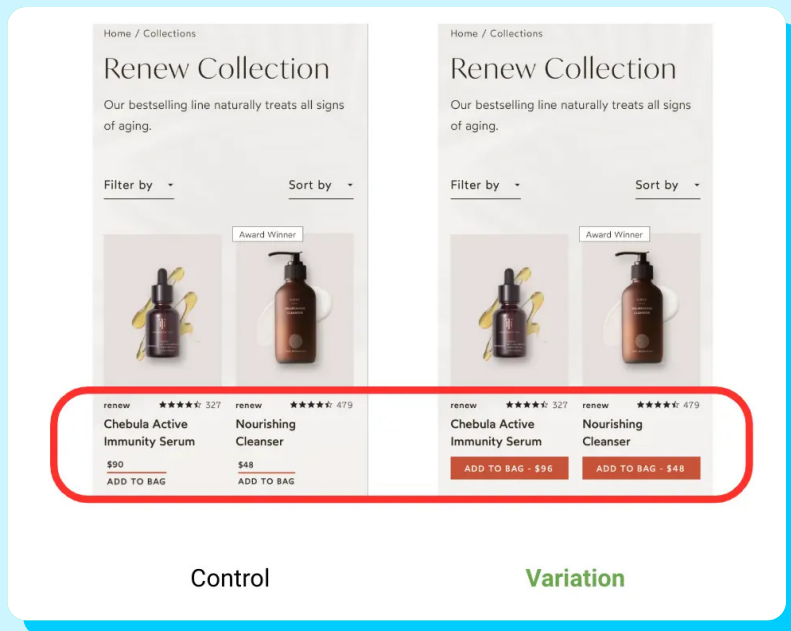
TRUE BOTANICALS



We were laser focused on creating the most seamless and frictionless shopping experience for our consumers. Optimizely was the perfect tool to help us do that.”

**Rebecca Boston**  
Chief Marketing Officer /  
True Botanicals

## Renew test



## Key results

\$2M+

estimated ROI increase

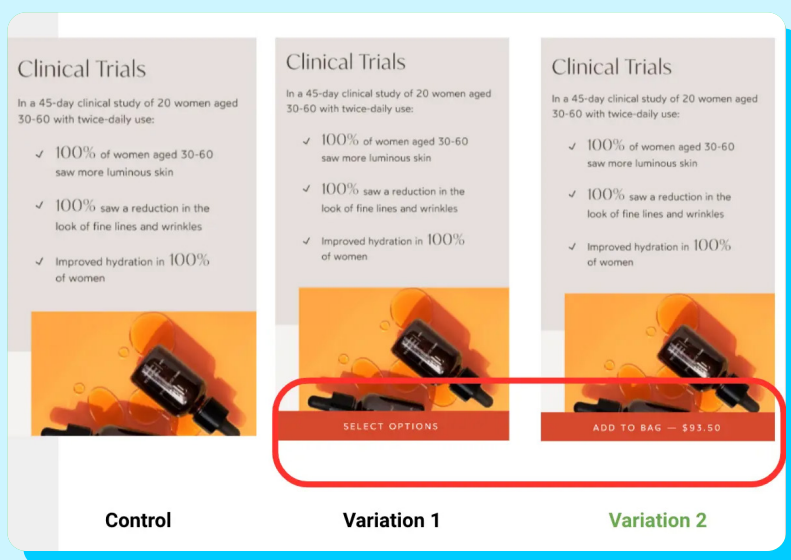
Increase in conversion rate –  
site wide conversion rate of

4.9%

66%

test win rate — well above the  
Optimizely average win rate

## Clinical trials test





# Brooks Running sees 80% decrease in return rate



## Experiment:

Overhaul the entire digital customer experience to grow online sales

## Description:

Brooks Running, a leading performance running brand, wanted to lower the number of returned orders and drive e-commerce growth. With a diverse customer base ranging from casual joggers to elite athletes, Brooks needed a way to personalize content and product recommendations effectively.

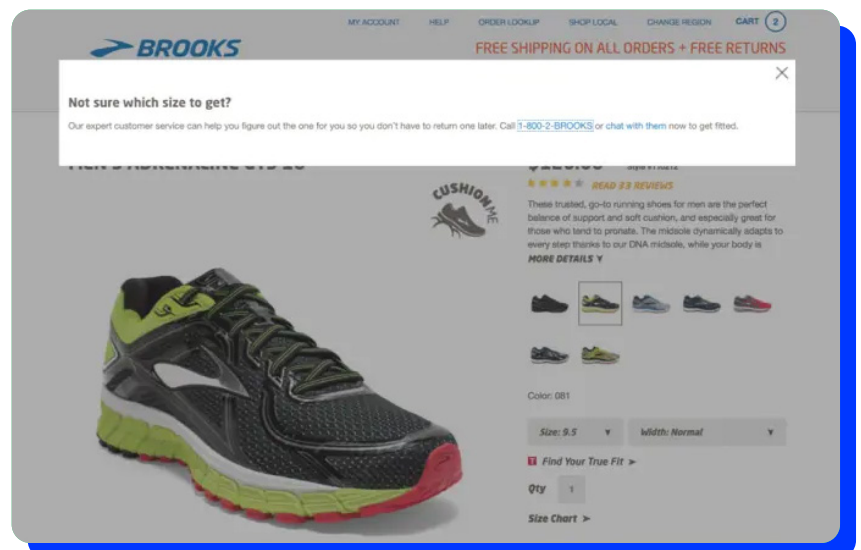
A notable experiment involved personalizing the homepage hero banner based on the visitor's gender and running experience. By tailoring imagery and messaging to specific segments, Brooks aimed to create a more relevant and engaging experience for each visitor, ultimately driving conversions and brand loyalty.

## The solution?

Optimizely Web Experimentation and Personalization

## THE STRATEGY

- Focused on key areas like the homepage hero banner
- Tailored product recommendations and content to user preferences



## Key results

80%

decrease in return rate

88%

saying they appreciated the  
customer service offer to help



A considerable number  
of our shoe purchases  
are for the same model,  
but within a width or half  
size of each other ...  
With near 100% certainty,  
we know one of those  
will be coming back.”

**David Kornfield**

Marketing Manager of  
optimization and analytics /  
Brooks Running

02

## Subscription & revenue growth





# How Blue Apron Validates products faster with experimentation



## Experiment:

Redesigned reactivation flow

## Description:

At Blue Apron, a large part of the business is powered by scheduled back-end jobs. Order charging, turning digital orders into physical packages, creating shipping labels, choosing recipes for users, and sending emails all happen offline. A client-side solution provided limited flexibility when it came to testing these experiences.

However, their client-side testing solution couldn't effectively evaluate crucial offline operations that power the business.

## The solution?

Optimizely Feature Experimentation

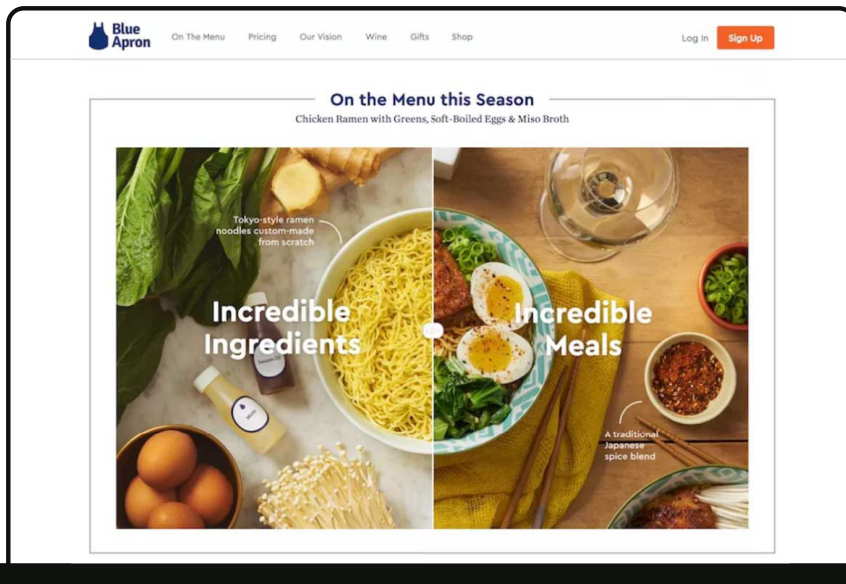


We can now get an early signal from the Optimizely Results Dashboard within a few days, whereas before it would have taken weeks or longer for someone on our analytics team to pull the data and understand what was going on."

**John Cline**  
Engineering Lead, Growth & Member Experience / Blue Apron







## Key result

10x

increase in experiments  
run per month

## THE STRATEGY

- Implemented server-side testing for back-end processes
- Extended experimentation to mobile applications
- Increased testing capacity across all platforms

## THE RESULTS

- Prevented significant revenue loss by avoiding an ineffective redesign
- Increased testing volume by over 10x per month
- Improved flexibility in testing complex, offline processes

# Mailchimp opens new revenue streams through experimentation



## Experiment:

Sell more paid plans

## Description:

Mailchimp, a leading marketing automation platform, offered a popular 'Forever Free' plan. However, this success created an unexpected challenge: users were so satisfied with the free version that they weren't exploring or signing up for paid plans.

Through experimentation, Mailchimp successfully encouraged users to upgrade to paid plans without compromising the appeal of their free offering.

## The solution?

Optimizely Experimentation Platform



Experimentation removes the bias from your decisions."

**Lauren Schuman**  
Sr. Director Product Insights / Mailchimp

## THE STRATEGY

- Added a modal panel to the sign-up flow
- Introduced different paid plans and their features
- Used A/B testing to validate the approach

## THE RESULTS

- Generated millions in additional revenue
- Convinced senior leadership of testing's value

Key result



**Millions**

of dollars in incremental revenue

# How Star Tribune dramatically improved subscription volume



## Experiment:

Offer testing

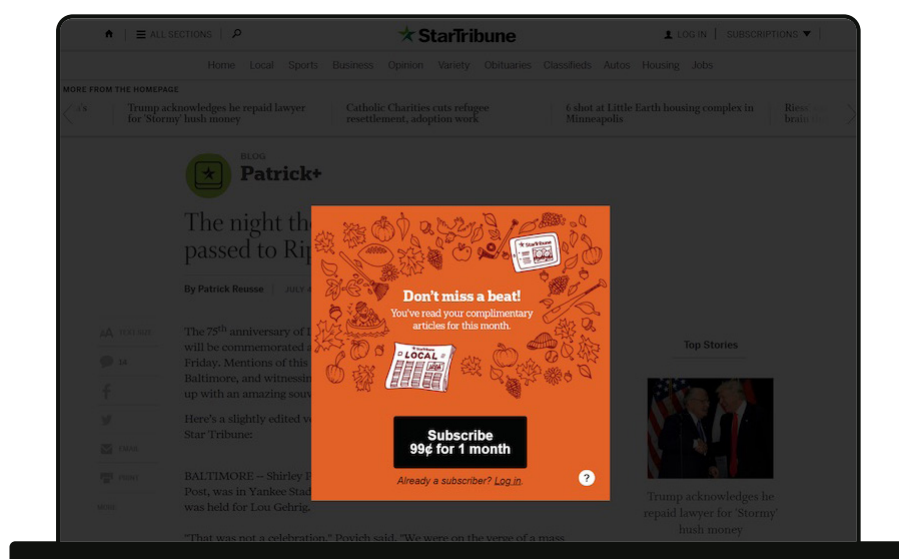
## Description:

Star Tribune, a major metropolitan news organization, faced stagnating digital subscription growth despite site redesigns and improved marketing efforts. They needed a way to boost subscription revenue without significantly impacting ad revenue.

Through experimentation, Star Tribune not only optimized its subscription model but also transformed its entire approach to product development, proving that assumptions can be misleading and that only through testing can true optimization be achieved.

## The solution?

Optimizely Experimentation Platform



## Key results

20%

increase in homepage conversion rates

30%

reduction in bounce rates

## THE STRATEGY

---

- Experimented with three variations of free article access:
  - 10 free articles (current offer)
  - 7 free articles
  - 5 free articles
- Used A/B testing to measure impact on subscription and ad revenue

## THE RESULTS

---

- 7-article offer emerged as the winner:
  - 37% lift in subscription revenue
  - 20% lift in overall revenue
- Increased subscriptions by 35% year-over-year



Optimizely helped us understand what works, and what doesn't. So we now do more of what works, and less of what doesn't, while impacting business in a more sophisticated, more ambitious way."

**Patrick Johnston**

Director of Digital Product & Analysis / Star Tribune

# Channel 4 A/B test their way to primetime success



## Experiment:

Experiment across web, mobile apps, smart TVs and games consoles

## Description:

Channel 4, a leading UK broadcaster, faced the challenge of improving user engagement and retention on its All 4 streaming platform. With millions of viewers and a vast content library, they needed a way to optimize the user experience and increase video plays efficiently.

The team utilized Optimizely's Feature Experimentation platform to run a feature variable test that trialed various countdown timer lengths including some that the business was nervous might be too short. The test was a fantastic success, removing friction between episodes, and delivering surprising results.

Through testing, Channel 4 aimed to make it easier for viewers to resume their favorite shows, ultimately driving increased engagement and watch time.

## The solution?

Web Experimentation and Feature Experimentation

## THE STRATEGY

- Implemented a culture of continuous experimentation across teams
- Personalized the user experience on all 4 platforms

## Key results



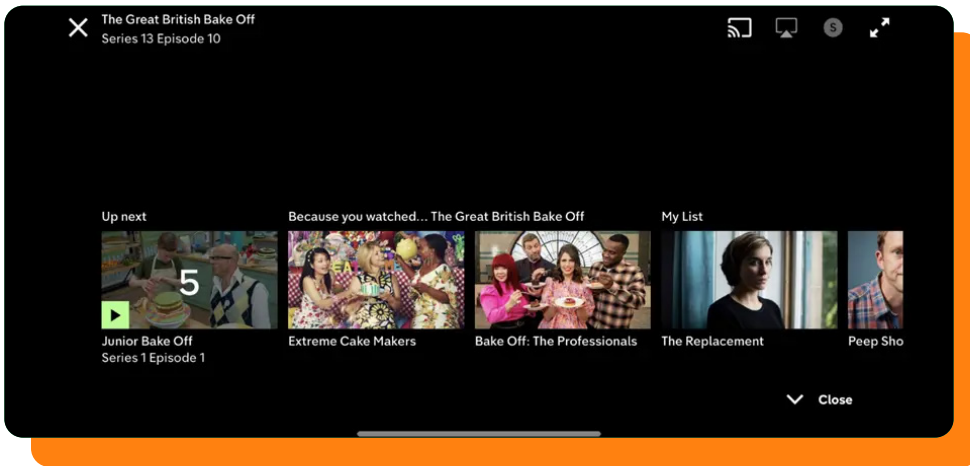
# 150+

A/B tests launched in the past year



The velocity of experiments doubled

## Autoplay experiment



## Picture-in-picture viewing



Optimizely's web testing is quick, easy and agile. It allows us to explore ideas and see if it's then worth taking that forward into the more complicated areas to experiment on."

**Laura Shelton**  
Optimization Manager / Channel 4



03

## Travel & hospitality

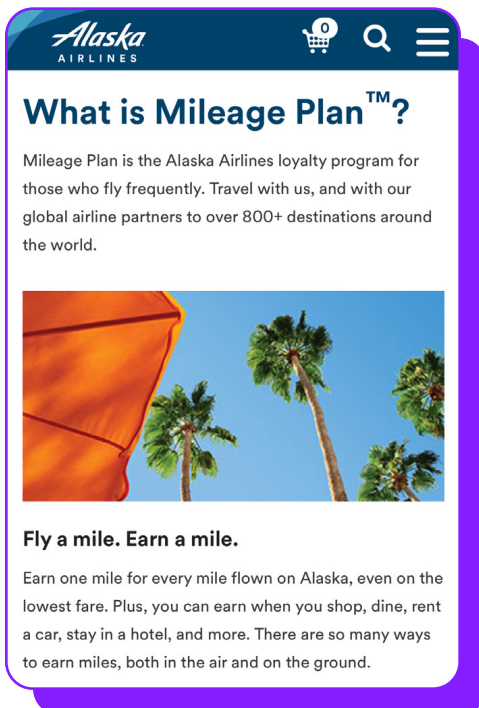


# Alaska Airlines drives signups for mileage plan offering



Experimentation is critical to our business, because the industry we're in is very competitive, and it's also pretty low margin. We weighed the pros and cons of different testing programs, including the one that we were using before, and Optimizely was hands down the best. Probably the first test that we did on our loyalty program, on the mileage plan, it wound up yielding an increase of 18 percent in terms of total mileage plan sign ups. It successfully got us over the hump for our credit card program and it's been continually driving in revenue."

**Alex Smolin**  
Ecommerce Analyst / Alaska Airlines



## Key results

Increased mileage plan sign-ups  
for their loyalty program by

**18%**



Shortened implementation  
processes from 3 months to

**4 weeks**

# KLM scaling its test-and-learn culture with Optimizely



## Experiment:

When introducing new flight packages, KLM's team, led by Optimization Specialist Grazia Arboleo, used Optimizely to test a new design for the flight selection step. Despite initial setbacks, the team:

- Built a Minimal Lovable Product with flexible components
- Tracked impact through continuous experimentation
- Analyzed results and developed new hypotheses
- Ran multiple iterations, making step-by-step improvements
- Measured both step conversion and overall booking conversion rates

This data-driven approach allowed KLM to refine its design until conversion rates improved.

## Description:

KLM Royal Dutch Airlines, a pioneer in digital developments, faced limitations in its experimentation capabilities in 2017. As internal product teams demanded more data-driven decision-making, KLM sought a reliable testing partner to elevate their digital experience in the highly competitive airline industry.

The airline's goal was to move beyond creating Minimal Viable Products to crafting Minimal Lovable Products - digital experiences that are not only functional but also intuitive and enjoyable for their 30 million annual ticket buyers.







Product owners now ask more and more to test every change to prove that it does what it is supposed to do—and if not, we can optimize. These learnings are crucial for delivering a convincing customer experience.”

**Joost Olleroock**

Manager, Customer Insights & Analytics / KLM

## THE RESULTS

- Doubled the number of tests executed across the organization
- Reduced test setup time by 50%
- Ran over 20 tests on the flight selection flow within a few months
- Improved step conversion and booking conversion rates

## Key results

100%

increase in the number of tests  
done by the KLM team

50%

decrease in the time spent to  
set up and execute tests

6

Product teams engaged  
with Optimziely

# Experimentation becomes part of the Fitbit routine



## Description:

Fitbit, a leader in wearable fitness technology, faced the challenge of expanding beyond hardware into software and services, especially as the COVID-19 pandemic changed fitness routines worldwide. With a mission to help everyone live healthier lives, Fitbit needed to quickly adapt its offerings and understand how customers were using their products in new ways.

The company's journey from step counting to comprehensive health monitoring required a shift from intuition-based decisions to data-driven insights. Fitbit leveraged experimentation to test hypotheses about user behavior and preferences, aiming to encourage more workouts, increased step counts, better sleep habits, and overall improved health outcomes.

## THE RESULTS

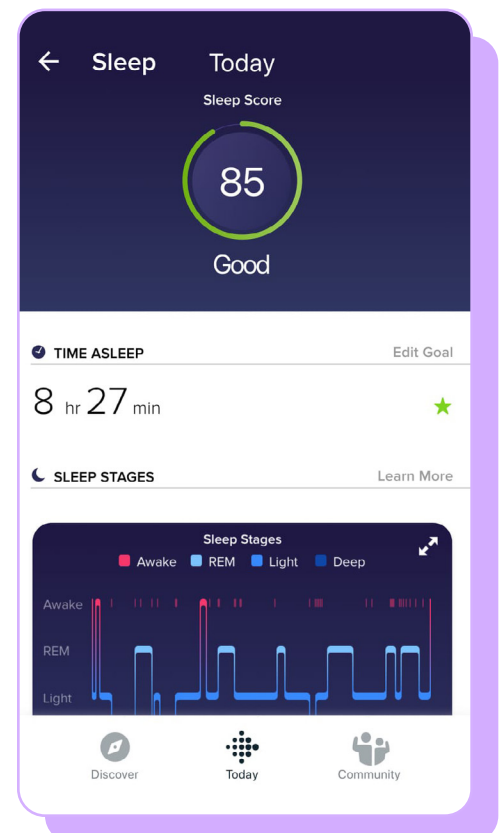
- Successfully expanded from hardware-focused to comprehensive health services
- Increased user engagement with workouts, step counting, and sleep monitoring features



Being able to find out how millions of people use your product every day to feed those ideas back into your product has been really powerful. You're really taking the guesswork out of decision-making and being able to do that at scale."

**Dawn Baker**

Head of Platform Engineering / Fitbit



# ClassPass overhaul website design with 10% increase in sign up rate



## Experiment:

Comprehensive website redesign utilizing Optimizely Web Experimentation to address frequently asked questions and improve end-to-end user experience

## Description:

ClassPass, a leading fitness membership platform, faced the challenge of optimizing and driving user acquisition and retention in a competitive market. With a complex product offering and diverse user base, ClassPass needed a way to test and refine its messaging, pricing, and features effectively.

A notable experiment focused on their referral program. ClassPass tested various incentive structures and messaging to encourage existing members to refer friends. This experiment not only aimed to increase new user signups but also to boost engagement among current members.

## The solution?

Web Experimentation and Feature Experimentation

## THE STRATEGY

- Focus on key areas like user onboarding, pricing pages, and the referral program
- Mobile-friendly designs for CTAs, easy-to-read walkthrough before signup flow
- New credits explainer web page to address common questions about how ClassPass credits work

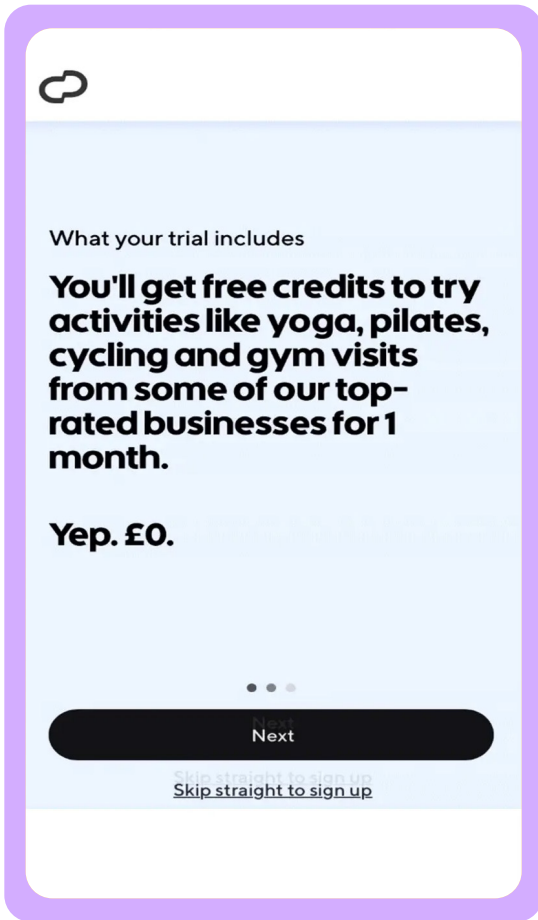


The user-friendliness of Optimizely is evident in how I approach hiring. I never considered prior Optimizely knowledge a prerequisite because it's remarkably easy to learn. If someone has a background in web development and a basic grasp of AB testing concepts, they can quickly grasp the page targeting, event tracking, and utilization of the on-page editor, all of which are seamlessly integrated within the Optimizely UI."

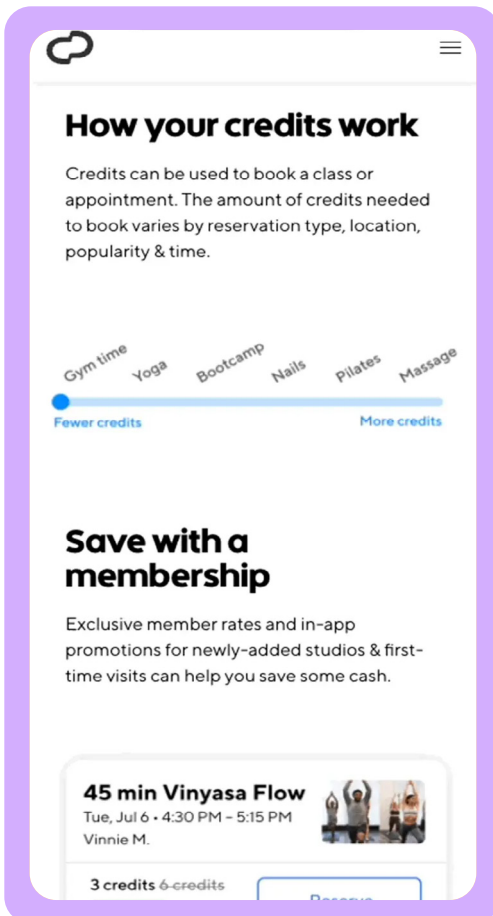
**Nina Bayatti**

Director of Conversion Rate Optimization / Fitbit





Mobile-friendly designs for CTAs, easy-to-read walkthrough before signup flow



New credits explainer web page to address common questions about how ClassPass credits work

## Key results

10%

increase in sign-up rate — double the original goal of 5%

8

prototype tests during a website redesign

10

A/B experiments during a website redesign

# SeaWorld delivers step change in customer experience through relentless experimentation



## Description:

SeaWorld Parks & Entertainment Inc. is a leading theme park and entertainment company that connects guests of all ages to the natural world through up-close experiences with animals, educational attractions, thrilling rides, and spectacular shows. It faced the challenge of improving online ticket sales and enhancing the digital guest experience across multiple park brands.

## Key insights from digital research showed:

- ① **Mobile priority:** Over 75% of traffic was on mobile devices, highlighting the need for a mobile-first approach due to higher user frustration on these platforms.
- ② **Information clarity:** Users lacked crucial information at key decision points in the purchase flow, leading to uncertainty and lost sales. Identifying and strategically placing this information became a priority.
- ③ **User behavior insights:** Session replays revealed:
  - Users expected clickable images for more details
  - Poor form design caused friction between the cart and checkout
  - Unclear error messaging in checkout became conversion blockers

## The solution?

Web Experimentation

## THE STRATEGY

- Optimized the online ticket purchase funnel

## Key results

30%

improvement in the website feedback scores

50%

reduction in bottom-of-funnel failure rate

A/B tested conversion lift worth tens of millions of dollars

## Before

SeaWorld **Cart**

Price	Quantity	Subtotal
\$84.99	1	\$84.99

[Remove All Items](#)

### Order Summary

<b>Subtotal</b>	\$127.49
Taxes	\$11.36
Shipping	FREE
Service Fee	\$9.99
<b>Total</b>	<b>\$148.84</b>
You Saved:	\$42.49

☒ **Sign in for faster checkout**

Email address

Password

[Forgot Password?](#)

☐ I am checking out as a guest

[Continue Shopping](#) [Continue to Payment \\$148.84](#)

## After

SeaWorld **My Cart**

Subtotal (2 items)	\$115.99
Taxes & Fees 1	\$17.92
<b>Total</b>	<b>\$133.91</b>

### General Parking


1	General Parking, \$30.00	\$30.00
<a href="#">Remove</a>		

### SeaWorld + Aquatica 2023 Season Pass

1	Season Passes, \$85.99	\$85.99
<a href="#">Remove</a>		

Buy with confidence. No fee to reschedule or change your purchase. [Learn More](#)

### You May Also Like



**General Parking**

[Continue Shopping](#) [Checkout](#)

[Feedback](#)



04

## Digital product optimization



# DriveTime moves into the fast lane with Optimizely Feature Experimentation



## Experiment:

Test deep into their products and tech stack

## Description:

DriveTime, a pioneer in streamlined car buying and financing, faced challenges optimizing its inventory turnover. Despite early successes with web experimentation, they needed a more robust solution to experiment deeper within their product and tech stack without constant developer intervention.

By testing various website display strategies, DriveTime aimed to optimize in-store sales and reduce inventory holding times.

Optimizely Feature Experimentation allowed them to:

- Dynamically update variables in applications outside of release cycles
- Implement experiments without constant developer involvement
- Rapidly roll out successful features with clean, efficient, code-side implementation
- Align digital experimentation more closely with operational challenges and inventory management

## The solution?

Feature Experimentation

## Key result



# 20%

increase in CTA click conversions



Our developers were building out very complex experiments using Optimizely Web Experimentation, using it in a very full stack way, which was taking us a lot longer than it needed to. Optimizely Feature Experimentation was a clear way for us to move forward—speed of implementation was the motivator. Now we can set up complex experiments relatively quickly, but we get fast results that we can trust.”

**Nate Warner**

Director of Application Development / DriveTime

## THE STRATEGY

- Used A/B testing to optimize website displays for high-tier inventory
- Leveraged Feature Experimentation for rapid, code-based experiments across the tech stack

## THE RESULTS

- Significant reduction in high-tier inventory holding times
- Improved alignment between digital strategies and operational needs
- Empowered non-developer team members to conduct complex experiments



# Microsoft starts to make it personal



## Experiment:

Dynamics 365 integration enabling customers to innovate digital experiences

## Description:

Microsoft, recognizing the rapidly evolving purchasing behaviors during and post-pandemic, sought to equip its Dynamics 365 Commerce customers with powerful experimentation and personalization capabilities. The challenge was to provide enterprise-grade tools that could help e-commerce brands monitor, analyze, and iterate at an unprecedented pace to meet changing consumer demands.

## The solution?

Optimizely Web Experimentation and Personalization integrated with Microsoft Dynamics 365 Commerce

## THE STRATEGY

- Integrated Optimizely's experimentation and personalization tools directly into Dynamics 365 Commerce
- Enabled easy setup and management of experiments through the visual editor within Dynamics 365 Commerce
- Rapid testing and personalization across all digital touchpoints

## THE RESULTS

- Empowered e-commerce teams to test, analyze, and personalize experiences without leaving the Dynamics 365 Commerce platform
- Enabled personalization and testing of specific e-commerce elements like webpage carousels and CTA buttons
- Facilitated experimentation with front-end styling, content, and layouts based on regional promotions and visitor history



By integrating Optimizely's leading experimentation platform, our customers can now confidently deliver value and remain agile at every customer touchpoint as their omnichannel experiences continue to rapidly evolve."

**Balaji Balasubramanian**  
General Manager, Dynamics 365 /  
Microsoft

# How Salesforce revolutionized call center operations through Experimentation



## Experiment:

Use experimentation to enhance customer support

## Description:

Salesforce, serving over 150,000 companies with its CRM and call center solutions, faced the challenge of continuously improving customer support experiences. The company needed a way to test and implement improvements to its platform quickly and safely, without risking negative impacts on agent efficiency or customer satisfaction.

To address this, Salesforce partnered with Optimizely to create a groundbreaking solution that would allow call centers to experiment with and optimize their operations in real time.

## The solution?

Operations Experimentation (OpX) application, integrating Optimizely's experimentation platform with Salesforce's CRM software



One of the major things that has changed is the number of tests we do, the sophistication of those tests. We're able to answer more complex questions. And I think the biggest change is that we have a partner now, it's not just a tool."

**Areej Bazzari**  
Director, Sales SMB & Lead  
Optimization / Salesforce

## THE STRATEGY

- Developed a specialized application for call center experimentation
- Enabled testing of small changes in support page layouts, call scripts, and recommended actions
- Focused on improving agent efficiency and customer satisfaction

## THE RESULTS

- Faster implementation of Salesforce improvements
- Reduced operational costs and enhanced customer experiences
- Minimized risks associated with rolling out changes to large-scale operations

# How Zoom enabled better user experiences



## Description:

Zoom, the video communications leader, experienced explosive growth during the COVID-19 pandemic. This rapid expansion brought challenges in maintaining a seamless user experience across their digital platforms. Zoom needed a way to quickly test and implement improvements to its website and product interfaces to accommodate the surge in diverse users, from individuals to large enterprises.

To address this, Zoom leveraged Optimizely's experimentation platform to optimize its digital experience, focusing on key areas such as the pricing page and user onboarding process.

## The solution?

Web Experimentation and Feature Experimentation

## Experiments:

1

### Pricing page optimization:

- Tested different layouts and information hierarchies
- Experimented with various ways of presenting plan features
- **Result:** 10% lift in conversions

2

### User onboarding flow:

- Tested streamlined onboarding processes
- Experimented with different tutorial formats and user guidance
- **Result:** Improved completion rates and user activation

3

### Mobile app experience:

- Conducted tests on feature placement and user interface elements
- Optimized for ease of use on smaller screens
- **Result:** Enhanced mobile user engagement and satisfaction

Learn more

# How Calendly crafted personalized experiences for its 20 million users



## Description:

Calendly, a leading scheduling automation platform needed to efficiently test and implement improvements across its platform to enhance user engagement and drive business growth.

To address this, Calendly leveraged Optimizely's experimentation platform to systematically optimize various aspects of its product and marketing strategies.

[Learn more](#)

## Experiments:

1

### Signup flow optimization:

- Tested various form layouts and field requirements
- Experimented with different value propositions and messaging
- **Result:** 30% lift in signup completions

2

### User onboarding enhancement:

- Tested streamlined onboarding processes
- Experimented with different tutorial formats and user guidance

3

### Pricing plan redesign:

- Conducted tests on plan presentation and feature highlighting
- Experimented with different pricing structures and CTAs
- **Result:** Significant increase in premium plan adoptions

4

### Feature adoption campaigns:

- Tested in-app notifications and email campaigns to drive feature adoption
- Experimented with different messaging and timing strategies
- **Result:** Increased usage of key features among existing users



05

## Not-for-profit





# Charity: Water found out that increasing suggested donation increases average donation size



charity: water

## Description:

Charity: Water, a non-profit organization providing clean water to developing countries, relies heavily on online donations. With digital channels being their primary source of funds, optimizing their online donation process became crucial for sustaining and growing their yearly revenue.

The organization faced the challenge of maximizing donation amounts without deterring potential donors. They needed to find the sweet spot that would increase the average donation size without negatively impacting the overall conversion rate.

## Experiment:

### Pre-filled donation amount test:

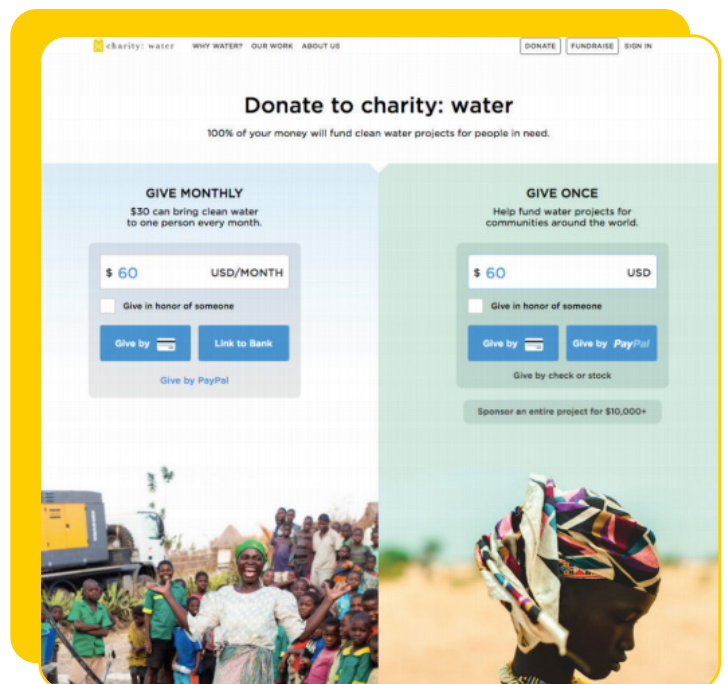
- Original amount: \$20 or \$30
- Tested various, higher amounts
- Monitored both total donations and conversion rates
- **Result: \$60 emerged as the optimal pre-fill amount, maximizing donations without reducing conversions**

## Key result



# 30%

increase in average donation size



# How Cancer Research UK optimized digital engagement to boost fundraising



## Description:

Cancer Research UK, a leading cancer charity, faced the challenge of optimizing its digital presence to enhance user engagement and boost online fundraising. With over 25 million visitors to their “About Cancer” section in 2017 and £30 million raised through its online platform, the organization recognized the critical importance of its website in supporting its mission.

## The solution?

Optimizely Web Experimentation

## Key results

294%

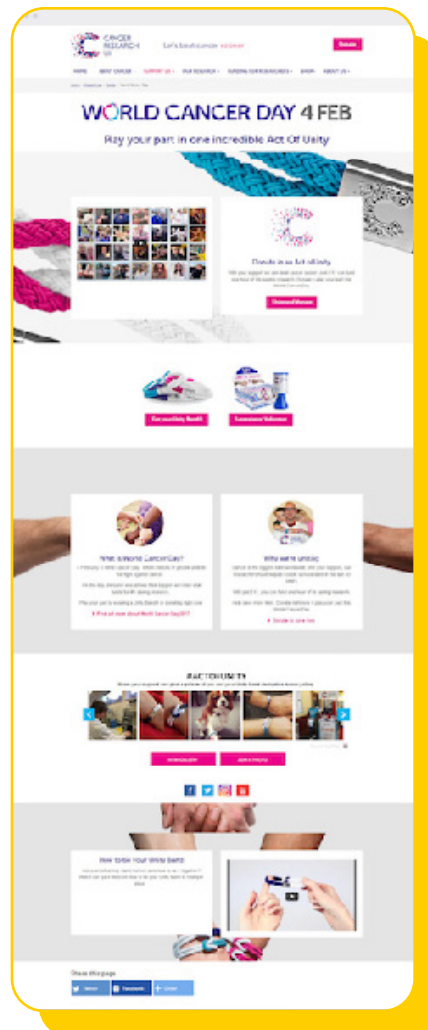
improvement in click-through rate

25m

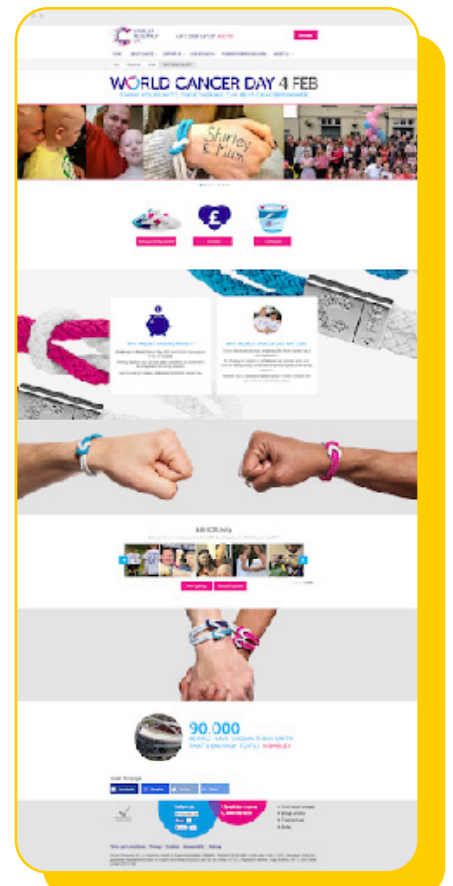
increase in email fundraising risk

## Key experiment

**Original:** Cluttered design with undefined calls-to-action



**New version:** Reduced noise, streamlined user journey, clearer calls-to-action tested during the campaign period



# Movember realized adding human imagery increases fundraising requests



## Description:

Movember, the leading global organization committed to changing the face of men's health, faced the challenge of increasing online donations through its digital platform. After successfully optimizing team participation, they turned their focus to improving the effectiveness of their primary 'Ask for donations' call-to-action (CTA).

The organization needed to find a way to encourage more participants to actively seek donations, a crucial step in maximizing the impact of their fundraising campaigns.

## Experiment:

### CTA optimization test

- Original version: Standard "Ask for donations" CTA
- New version: More prominent CTA with human-centric imagery
- Monitored clicks and subsequent donation requests across platforms

## Key results

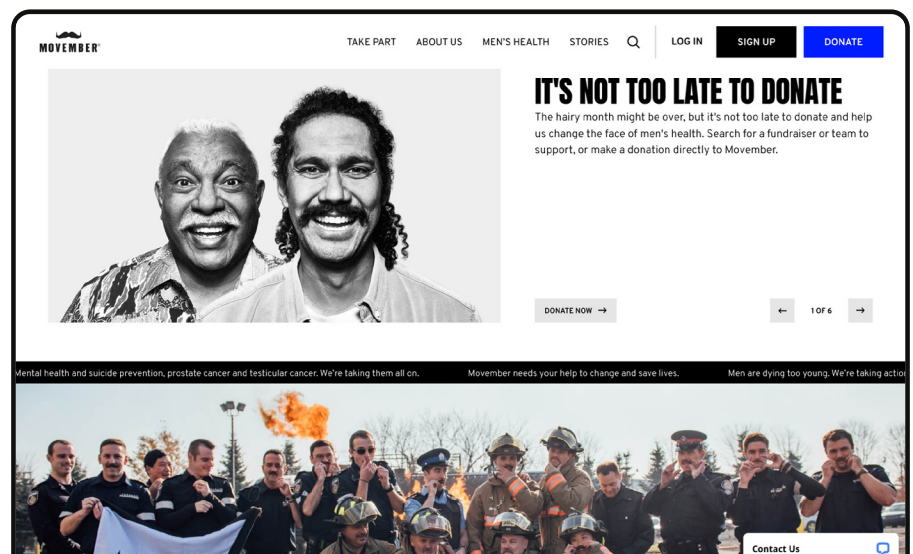


# 32%

increase in Facebook fundraising asks

# 28%

increase in email fundraising risk





06

## Media & entertainment



# Discovery optimizes digital ad viewability



## Experiment:

Run a machine learning algorithm to deliver personalized content recommendations on the Discovery+ streaming platform.

## Description:

Discovery faced the challenge of keeping viewers engaged amidst a sea of content on its streaming platform, Discovery+. They hypothesized that personalized recommendations would improve user engagement and revenue. Using Optimizely, they implemented and tested a machine learning algorithm that analyzed viewing history and preferences to suggest tailored content to each user.

The experiment yielded impressive results, with a 35% improvement in overall engagement. Users spent less time searching for content and more time watching, leading to higher satisfaction and retention rates.

## Key results



**“Ken Burns Effect” created a 6% increase in click-throughs for Discovery’s video content**



**Discovery uses our Moat integration to see the impact experiments have on ad metrics**



# Sky Wins Best Digital Team: Customer Approach at DXA2019



## Experiment:

A personalized customer support system that tailors responses based on individual customer history and preferences.

## Description:

Sky, a leading telecommunications company, faced challenges in providing efficient and personalized customer support at scale. They hypothesized that a more tailored approach to customer interactions would improve satisfaction and efficiency. Using Optimizely, Sky developed and tested a system that used customer data to personalize support responses and suggest relevant solutions based on individual history and preferences.

The personalized approach led to a significant decrease in repeat inquiries, as customers received more relevant and effective solutions on their first contact.

## Key result



**Reduction in support ticket resolution time**



The differentiator for us is ensuring that we experiment our way to a better customer experience.”

**Abdul Mullick**

Head of Digital Transformation / Sky - Best Digital Team - Customer Approach at DXA2019

# Ambassador Theatre Group utilizes Optimizely Experimentation to drive 10% more conversions



## Experiment:

Optimizing ticket pricing for live theater performances to maximize revenue and seat occupancy while reducing the need for last-minute discounting.

## Description:

Ambassador Theatre Group (ATG), a leading live theater company, faced the challenge of optimizing ticket prices to maximize revenue without deterring customers. They hypothesized that a dynamic pricing model, adjusting ticket prices based on real-time demand and historical data, would lead to better financial outcomes. Using Optimizely, ATG tested this new pricing strategy against their traditional fixed-price model across multiple shows and venues.

The experiment proved successful, yielding an 8% increase in overall revenue and a 15% improvement in seat occupancy rates. Additionally, the need for last-minute discounting to fill seats decreased by 20%. This data-driven approach to pricing not only boosted ATG's bottom line but also helped balance supply and demand more effectively, ensuring that more theater enthusiasts could enjoy performances at fair prices.

## Key results

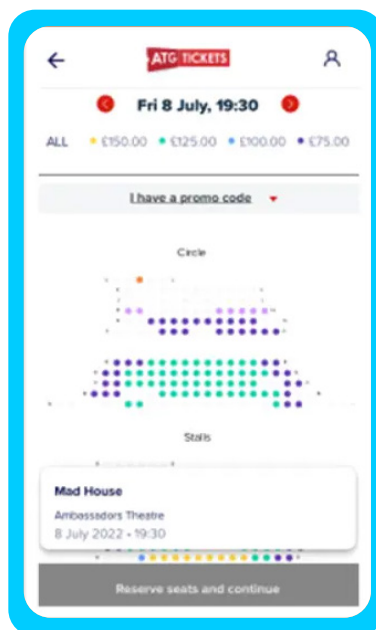
2

experiments run weekly

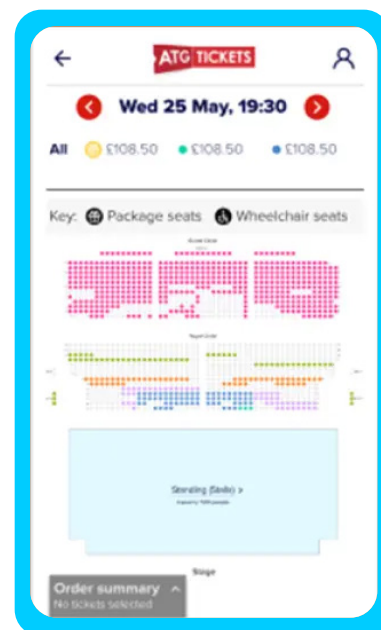
10%+

increase in overall  
checkout conversion

A



B



# News UK increased subscriptions by 39%

## Experiment:

Enhancing reader engagement and increasing digital subscriptions through personalized content recommendations and targeted experiences.

## Description:

News UK, a leading media organization, faced the challenge of growing and retaining digital subscribers in an increasingly competitive online news landscape. They recognized the need to deliver more personalized experiences to readers to drive engagement and subscriptions.

Using Optimizely, News UK implemented a strategy to tailor content recommendations and adjust paywall placement based on individual reader behavior and preferences.

News UK

## Key results

39%

increase in digital  
subscription conversions





07

## Retail & consumer goods





# Dr. Scholl's now tests everything from the ground up

**DrScholl's®**  
S H O E S

## Description:

Owned by UK company Reckitt Benckiser (RB), Scholl (Dr. Scholl's in the US) has been promoting healthy feet for over 100 years. Since Scholl began testing every change to its website, Consumer Experience Manager Amy Vetter and her team found that questioning assumptions, understanding their market, and learning from failure all help to avoid costly losses. They also contribute to increased revenues—up to double in some cases.

## Key result



**2x**

the amount of revenue

## Experiments:

1

### Homepage product placement:

- **Insight:** Customers prefer reading about foot conditions before purchasing
- **Result:** Placing best-selling products lower on the page improved performance

2

### Navigation style:

- **Test:** Instagram-style “baubles” for navigation
- **Result:** Negative impact on revenue, experiment halted after two days
- **Learning:** The same approach doubled revenue for sister brand Durex, highlighting the importance of brand-specific testing

3

### Checkout button placement:

- **UK:** Two checkout buttons (top and bottom) performed best
- **Germany:** The same approach reduced conversion rates
- **Insight:** German consumers prefer more time on the order page

4

### Product panel flags:

- Iterative testing of colors, shapes, and texts for flags indicating best sellers, sales, etc.
- **Result:** Optimal combination doubled revenue



# Experimentation protects Durex against assumptions



## Description:

Reckitt Benckiser (RB), a global leader in consumer health and hygiene products, aimed to increase online sales for its Durex brand in the UK. The company needed to optimize its digital strategy to enhance user experience and drive conversions across its product range.

Led by Amy Vetter, European Consumer Experience Manager for Direct To Consumer, the team implemented a data-driven approach to identify and address customer pain points, proving that in experimentation, every test offers valuable insights.

## Experiments:

## Key results

32%

increase in product page visits

6%

increase in revenue

1

### Navigation style test:

- **Hypothesis:** Showcasing best sellers would improve navigation
- **Result:** 6% decrease in revenue
- **Insight:** Durex customers prefer shopping by category

2

### Desktop burger menu test:

- **Hypothesis:** Burger menu would improve user experience
- **Result:** 7% decrease in revenue over two weeks
- **Learning:** Desktop users prefer traditional navigation for this brand

3

### Messaging optimization:

- **Test:** Short, concise messages vs. longer brand messaging headlines
- **Result:** 32% increase in product page visits, 6% increase in revenue in one month
- **Insight:** Customers respond better to clear, concise messaging

4

### Offer page design:

- **Test:** Designing offer page in a different color for navigation
- **Result:** 11% increase in click-throughs over 10 days
- **Learning:** Visual differentiation can significantly impact user engagement



To be honest, in testing the failures are the better ones because you learn from them."

**Amy Vetter**  
Consumer Experience Manager,  
Direct To Consumer, Europe,  
Ecommerce Health /  
Reckitt Benckiser

08

## Technology & SaaS



# Experimentation has become hot property at BiggerPockets



## Description:

BiggerPockets, a Denver-based financial services company offering online resources for real estate investors, faced the challenge of significantly increasing their free sign-up conversion rate. With a mission to help a million people become millionaires through real estate investing, the company needed to optimize its subscription model and enhance user engagement on its platform.

The team set an ambitious goal of increasing their free sign-up conversion rate from 1.2% to 2%, requiring a data-driven approach to website optimization.

## Experiment:

### Navigation style test:

- **Original version:** Standard, shorter sign-up form
- **New version:** Increased number of questions, including investor type
- **Result:** 8.2% lift in conversion rate
- **Insight:** Users value a personalized experience, even if it means answering more questions

The image shows two side-by-side screenshots of the BiggerPockets sign-up form. The left screenshot, labeled 'Original version', shows a simple form with an 'Email' field, a 'Sign up' button, and a 'Continue with Google' button. The right screenshot, labeled 'New version', shows a more complex form with an 'Investor Type' section (highlighted with a red box) containing three radio buttons: 'Newbie', 'Investor', and 'Vendor'. Below this is the 'Email' field, 'Sign up' button, and 'Continue with Google' button. Both forms include a link to 'Log In' for existing users.

## Key results

1.2–2%

increase in sign-up conversions within nine months

72%

improvement in overall conversion rate



# Driving innovation at HP through an experimentation center of excellence



## Description:

HP, a global technology leader, recognized the need to foster a culture of experimentation across its diverse digital business units. Despite being in the early stages of their experimentation journey, HP understood that accelerating innovation in their campaigns was crucial for peak performance across their B2C online store, HP.com website, B2B e-commerce, Instant Ink service, and Customer Support site.

The company aimed to empower every employee with the ability to experiment and gather data on their ideas, necessitating a structured approach to experimentation and knowledge sharing.

## Experiment:

### Instant Ink subscription optimization:

- **Test:** Offered a free trial and positioned the service as a printer feature
- **Result:** 37% increase in enrollment
- **Insight:** Framing and trial offers significantly impact subscription rates



With these instant, early results, we're planning to scale the use of Optimizely company-wide."

**Neville Davey**  
Digital Experimentation Worldwide Program Lead / HP

## Key results



~500

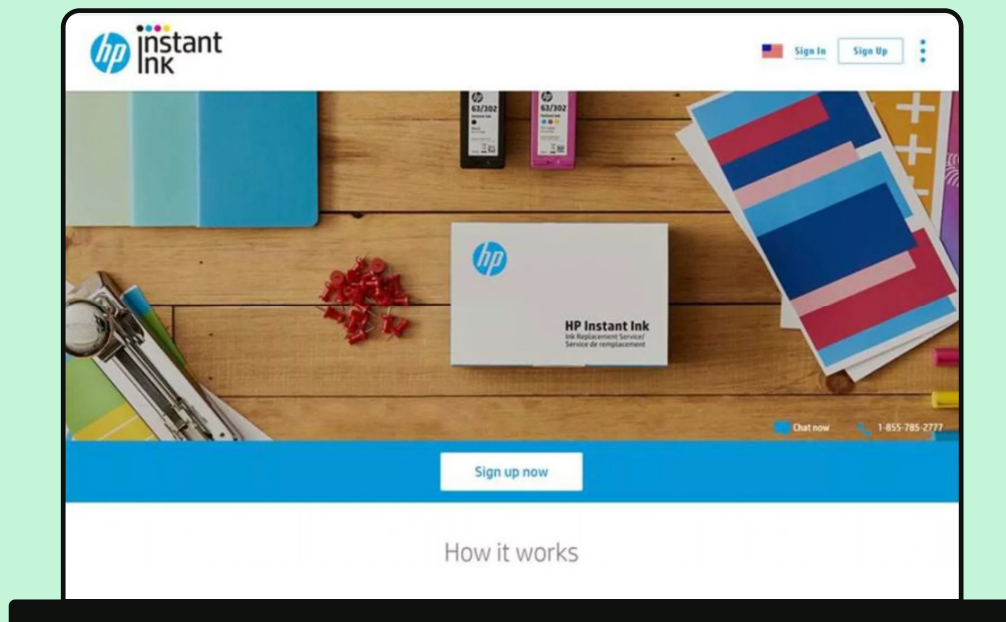
experimentation campaigns

\$21M

generated in revenue

37%

increases in enrollment for the Instant Ink subscription service



HP's Instant Ink subscription page



# IBM validates new product messaging with Optimizely



IBM uses Optimizely to optimize and validate new product and release messaging. Aligning data to how users say they act vs. how they're actually acting is a really big thing for IBM right now. The major benefit with Optimizely is that you can do that instantly. For me, it's really about clarity and about knowing which direction you should go in as opposed to just throwing something against the wall and hoping that it sticks. I think the value is really getting clarity a lot quicker and iterating around that insight."

**Darius Glover**  
Sr. Digital Strategist / IBM

# TrustRadius verifies opinions with experimentation



## Description:

TrustRadius, a leading B2B technology review platform, faced the challenge of optimizing user engagement and increasing demo requests on their website. With over 1 million monthly visitors seeking verified reviews to inform their purchasing decisions, TrustRadius needed to ensure that crucial call-to-action (CTA) buttons were easily accessible to potential customers.

Research indicated that 50% of software buyers consult vendors during their purchase journey, highlighting the importance of making demo requests readily available. However, TrustRadius noticed that their demo CTA button was getting lost as users scrolled down the page, potentially missing out on valuable customer interactions.

## Experiment:

### Changing the position of call to action (CTA) buttons

- **Original version:** CTA button lost visibility when scrolling
- **New version:** CTA button placed in a static header location
- **Result:** 100% increase in click-through rates
- **Insight:** Persistent visibility of key CTAs can dramatically improve user engagement

## Key results

2x

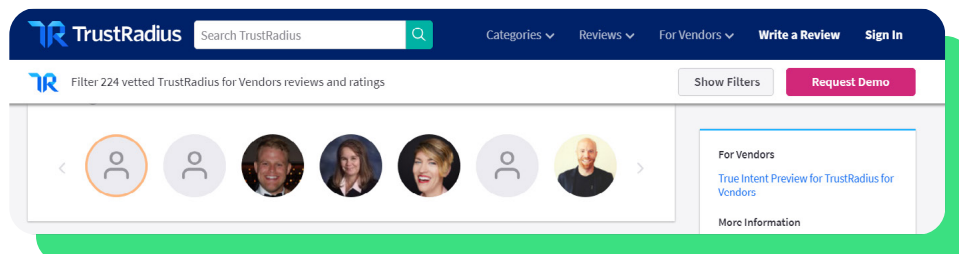
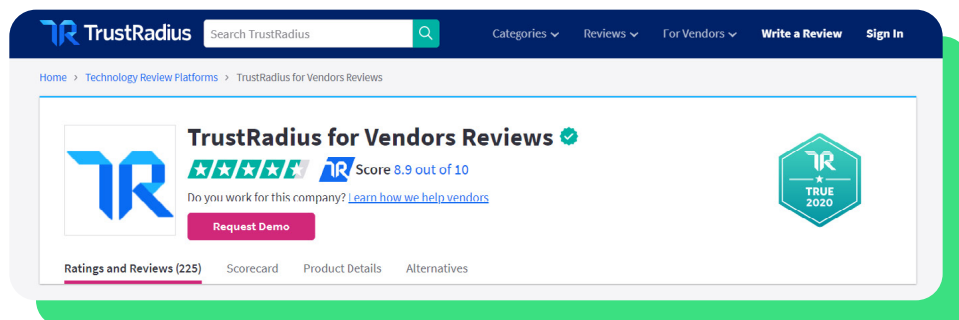
increase in clicks on repositioned buttons

+

Significantly improved visibility of the demo option for potential customers

+

Provided clear evidence to support a permanent change in CTA placement



# DocuSign seals the deal with 35% boost in mobile conversions

## Experiment:

Simplifying the mobile sign-up process by removing non-essential form fields and streamlining the user journey.

## Description:

DocuSign, the e-signature pioneer, faced a challenge: their mobile sign-up process wasn't smooth. With more users going mobile than ever, they needed to act fast. The culprit? A sign-up form more complicated than a government tax return.

Enter experimentation. Armed with data and a 'less is more' mindset, they stripped down the form and tested more variants.

Out went the nice-to-haves, in stayed the must-haves. The result? A sleek, streamlined sign-up process that users could complete faster than you can say "Where do I sign?"

But the proof is in the pudding (or in this case, the data). Mobile conversions shot up by a whopping 35%.

This experiment proved that in the mobile world, every tap counts. By making sign-ups smoother than a freshly notarized document, DocuSign didn't just improve their numbers - they set a new standard for mobile user experience.

# DocuSign®

## Key results



# 35%

increase in mobile conversion rates



Significant reduction in sign-up abandonment



Improved user experience on mobile devices

09

## Financial services





# Visa cashes in with a 20% conversion boost through personalization



## Experiment:

Personalized content and offers based on user segments and behavior across Visa's digital platforms.

## Description:

Visa recognized that their digital experience wasn't resonating equally with all users. They turned to experimentation, leveraging user data and behavioral insights to craft personalized digital journeys. By serving tailored content and offers based on user segments, Visa saw a 20% increase in conversion rates and a 10x ROI on their personalization efforts.

This success not only improved Visa's metrics but proved that understanding individual user needs can lead to significant business gains and enhanced customer satisfaction.

## Key results



**20%**  
increase in overall  
conversion rates

**10x**  
ROI on personalization efforts





# Global Credit Union boosts loan applications by 25% with smart form optimization



## Experiment:

Redesigning the loan application form to reduce friction and improve user experience.

## Description:

Global Credit Union faced a challenge with its online loan application process, which was causing high abandonment rates. They hypothesized that simplifying the form and improving its layout would lead to more completed applications. Using Optimizely, they tested a redesigned form against the original, focusing on reducing unnecessary fields, improving field order, and enhancing mobile responsiveness.

The results were impressive, with a 25% increase in completed loan applications and a 40% reduction in form abandonment. This experiment not only improved key metrics but also enhanced the overall user experience, making it easier for members to access financial services online.

## Key results

**25%**  
increase in completed loan applications

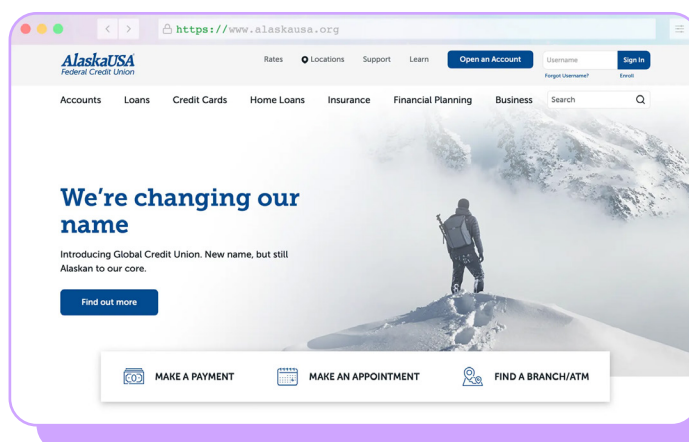
**40%**  
reduction in form abandonment rate

Significant improvement in user satisfaction scores



I have found the platform to be scalable and easy to use. Optimizely's roadmap and recent acquisitions have demonstrated that they're serious about creating a truly robust DXP solution. I'm excited to be working with Optimizely because it's not just about websites anymore."

**Heather Resh**  
Marketing Operations Manager / Global Credit Union



# Lessons learned & next steps



Phew! What a journey through the wild world of testing. From startups to industry giants, we've seen how experimentation can drive significant business impact across industries and company sizes.

The secret sauce for success is all about fostering a culture where:

- Questions are celebrated
- Assumptions are challenged
- Data calls the shots

And guess what? Sometimes it's the little changes that pack the biggest punch. After all, experimentation isn't just about avoiding missteps. It's about uncovering opportunities you might never have known existed.

Now, let's talk about your journey. Whether you're just starting out or looking to take your program to new heights, Optimizely is here to help. Interested in seeing how we can help you create stuff, test stuff, and sell stuff?

**Visit:**  
**[optimizely.com/get-started](https://optimizely.com/get-started)**

At Optimizely, we're on a mission to help people unlock their digital potential. We do that by reinventing how marketing and product teams work to create and optimize digital experiences across all channels. With our leading digital experience platform (DXP), we help companies around the world orchestrate their entire content lifecycle, monetize every digital experience, and experiment across all customer touchpoints.

Optimizely has 700+ partners and nearly 1500 employees across our 21 global offices. We are proud to help more than 10,000 businesses, including H&M, PayPal, Zoom, Toyota, and Vodafone, enrich their customer lifetime value, increase revenue, and grow their brands.

Learn more at **[Optimizely.com](https://www.optimizely.com)**

All third-party trademarks cited are the property of their respective owners, and are used only for reference purposes.